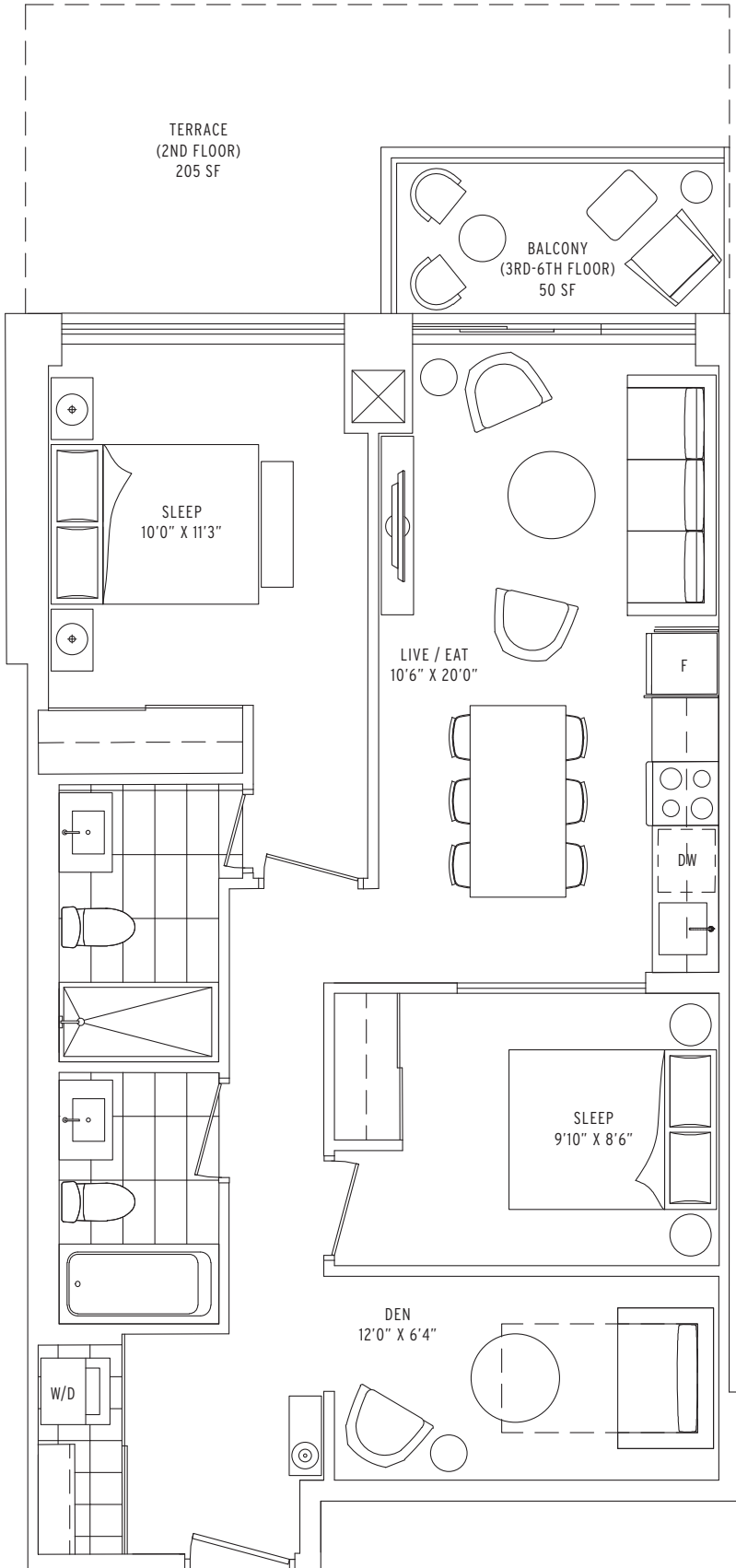
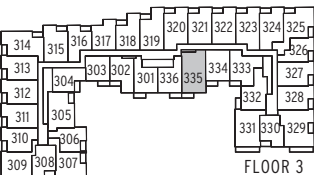
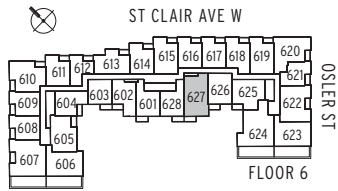


# D18

## 2 BEDROOM + DEN. 2 BATH.

INTERIOR SF: 847  
EXTERIOR SF: 205 (2ND FLR), 50 (3RD-6TH FLR)  
TOTAL SF: 1,052, 897



DIMENSIONS, SPECIFICATIONS, LAYOUTS AND MATERIALS ARE APPROXIMATE ONLY AND ARE SUBJECT TO CHANGE WITHOUT NOTICE. TILE PATTERNS MAY VARY. WINDOW SIZES AND LOCATIONS MAY VARY. ACTUAL USEABLE SPACE MAY VARY FROM SLATED FLOOR AREA. BALCONY AND TERRACE AREA IS APPROXIMATE AND NOT INCLUDED IN NET SUITE AREA. THE PURCHASER ACKNOWLEDGES THAT THE ACTUAL UNIT SIZE PURCHASED MAY BE A REVERSE LAYOUT TO THE PLAN SHOWN. SEE SALES REPRESENTATIVE FOR FULL DETAILS. E&OE.